



Quarterly Pooled Investment Fund Report

As Prescribed By
California Government Code Section 53646

For The Quarter Ended September 30, 2010

Compliance to Investment Policy

Based on the Director of Finance's Review Group Month-End Reports, there were no items out of compliance with the Calendar Year 2010 Investment Policy during the quarter ended September 30, 2010.

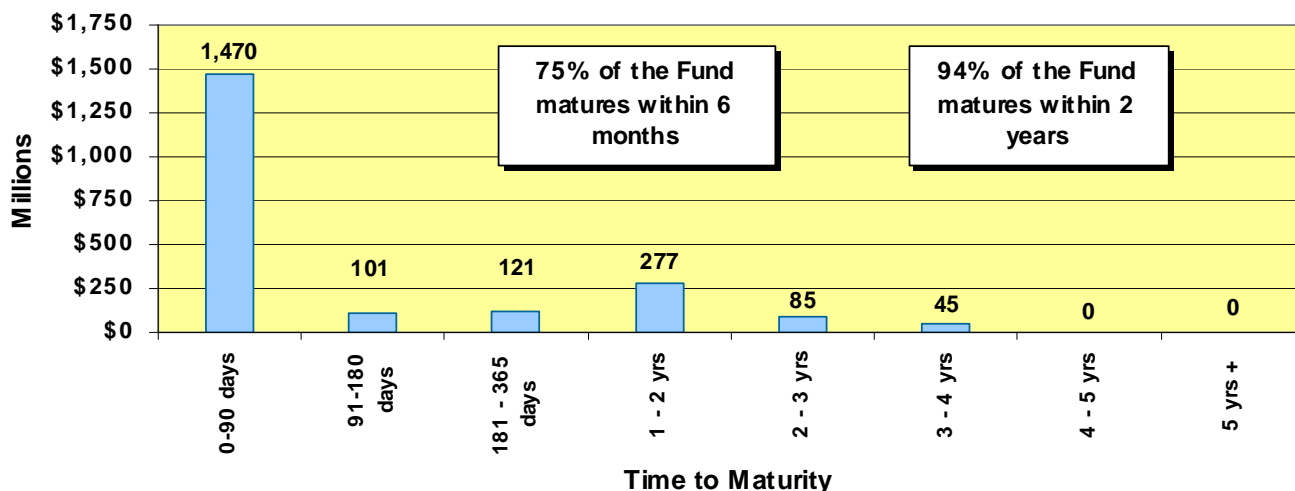
Portfolio Statistics	Quarter Ended 06/30/10	Quarter Ended 09/30/10
Average Daily Balance	\$2,647,660,943	\$2,153,056,137
Period-End Balance	\$2,459,872,850	\$2,099,939,083
Earned Interest Yield	0.823%	0.830%
Weighted Average Maturity	170 Days	189 Days
Duration in Years	0.459	0.514
Historical Cost	\$2,452,245,209	\$2,091,230,620
Market Value	\$2,463,940,790	\$2,101,952,060
Percent of Market to Cost	100.48%	100.51%

The earned interest yield presented above does not have any costs deducted. The investment management costs in prior years and this year continue to be approximately 10 basis points or 0.10%. The quarterly apportionment of earnings to participating funds will be made on a cash basis (as opposed to an accrual basis) for the first three quarters of the fiscal year. Earnings to participating funds will be annualized over the fiscal year based on a fund's cumulative average daily cash balance at each quarter end and fiscal year end. At fiscal year end (fourth quarter), the earnings of the Pool will be converted to an accrual basis for the fourth quarter earnings' allocation.

Portfolio Structure as of September 30, 2010¹

Investment Description	Percentage of Portfolio at Cost 06/30/10	Percentage of Portfolio at Cost 09/30/10	Percentage of Portfolio at Market 09/30/10	Earned Interest Yield at 09/30/10
<i>US Agency, Treasury & Municipal Notes (USATM):</i>				
<i>US Agency Notes</i>	77.97%	81.67%	81.68%	0.905%
<i>Notes/Discount Notes FFCB</i>	5.11%	5.27%	5.30%	2.056%
<i>Notes/Discount Notes FHLB</i>	24.12%	23.54%	23.55%	1.052%
<i>Notes/Discount Notes FNMA</i>	26.87%	24.67%	24.61%	0.782%
<i>Notes/Discount Notes FHLMC</i>	21.87%	28.19%	28.23%	0.675%
<i>US Treasury Notes</i>	0.00%	0.00%	0.00%	0.00%
<i>Municipal Notes</i>	2.43%	2.23%	2.22%	0.929%
Total USATM	80.40%	83.89%	83.91%	0.906%
Repurchase Agreements	0.00%	0.00%	0.00%	-
Commercial Paper	13.86%	10.52%	10.51%	0.207%
Certificates of Deposit	1.84%	2.16%	2.15%	0.454%
LAIF	2.03%	2.38%	2.38%	0.513%
Money Market Funds	1.87%	1.05%	1.05%	0.080%

POOLED INVESTMENT FUND MATURITIES AS OF SEPTEMBER 30, 2010
\$2.100 Billion



¹ Percentages may not add up to 100% due to rounding error

Projected Cash Flow

Based upon our cash flow model projection dated October 13, 2010, summarized below, we have sufficient cash flow to meet expenditures for the next 12 months.

Month	Bank Balance	Receipts & Maturities	Disbursements	Difference	Less Investments Beyond One Year	Funds Available for Future Cash Flow Needs*
<i>Dollar amounts represented in millions</i>						
Oct	5.0	\$1,017.9	\$528.1	\$489.8	\$30.0	\$459.8
Nov	5.0	\$964.3	\$684.1	\$280.2	\$30.0	\$250.2
Dec	5.0	\$1,233.5	\$642.9	\$590.6	\$30.0	\$560.6
Jan	5.0	\$616.3	\$783.1	(\$166.8)	\$30.0	(\$196.8)
Feb	5.0	\$334.5	\$563.7	(\$229.2)	\$30.0	(\$259.2)
Mar	5.0	\$676.2	\$625.8	\$50.4	\$30.0	\$20.4
Apr	5.0	\$875.7	\$548.1	\$327.6	\$30.0	\$297.6
May	5.0	\$459.0	\$790.7	(\$331.7)	\$30.0	(\$361.7)
Jun	5.0	\$431.4	\$623.9	(\$192.5)	\$30.0	(\$222.5)
Jul	5.0	\$411.2	\$657.6	(\$246.4)	\$30.0	(\$276.4)
Aug	5.0	\$498.8	\$641.6	(\$142.8)	\$30.0	(\$172.8)
Sep	5.0	\$510.5	\$566.7	(\$56.2)	\$30.0	(\$86.2)

*Any excess net cash flow amounts in this column will be used to fund negative cash flow positions in later months.

Detailed Listing of Investments

A complete detailed listing of all investments for the Pooled Investment Fund as of September 30, 2010, is contained in the back of this report. This report notes the type of investment; name of the security; the CUSIP; the purchase date; the maturity date; the coupon and the yield; the par value, book value and market value of each security; the pricing source for the market value; and the duration of each security.

External third-party investment manager(s) at September 30, 2010:

<u>Investment</u>	<u>Firm</u>	<u>Amount</u>
Local Agency Investment Fund	State Treasurer's Office	\$50,000,000.00
Fed Fund	Blackrock	\$22,000,000.00

The Fund uses an external investment accounting system called APS2 by SunGard Treasury Systems. The market valuations are based upon the pricing of Interactive Data Corporation (IDC).

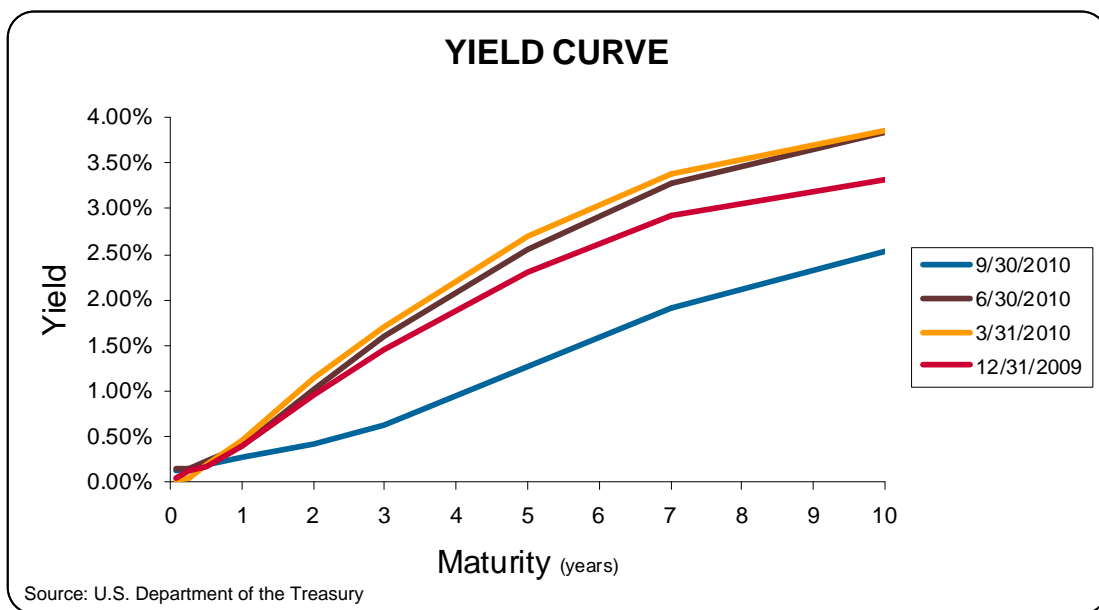
THIS COMPLETES THE QUARTERLY REPORT REQUIREMENTS OF CALIFORNIA GOVERNMENT CODE § 53646.

Financial Markets Commentary

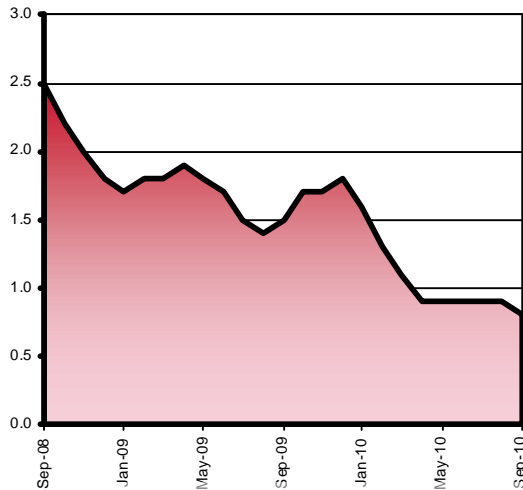
The Federal Open Market Committee (FOMC) maintained the Fed Funds rate at 0.00% to 0.25%. During the last FOMC meeting on September 21, 2010, Federal Reserve officials stated that the recovery in output and employment has slowed in recent months. They further described the zero interest rate environment and the \$1.7 trillion in open market transactions already put on its balance sheet as insufficient to move the economy forward.

In recent remarks, Federal Reserve Chairman Bernanke has been more assertive with the need for more monetary stimulus in the face of low inflation and stubbornly high unemployment. Recent monthly negative nonfarm payroll data and record low readings in the producer price index and consumer price index have confirmed his suspicions. Although the recession is officially over, additional quantitative easing is required to remove the risk of deflation and stabilize the labor markets.

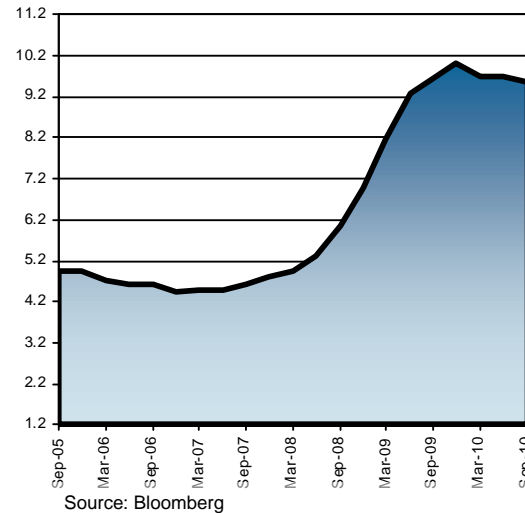
With the expectation for a second round of quantitative easing moves by the FOMC, the yield curve has flattened, anchored by a zero Fed funds rate and now record low middle and longer term yields. The financial markets are now pricing in that the FOMC will begin the additional quantitative easing moves by their November meeting. Therefore, the Pooled Investment Fund yield is forecast to continue to move lower over the next few quarters.



US CORE CPI (YEAR-OVER-YEAR)



US UNEMPLOYMENT RATE



Portfolio Management Strategy

During the past quarter, we continued to provide adequate liquidity to meet the cash flow needs of the Pooled Investment Fund participants. We are currently funding the cash flows for January 2011. We are purchasing two- and three-year U. S. Treasury and/or Agency securities on a monthly basis for the “CORE” portfolio, which is composed of all securities maturing beyond one year. This laddered structure stabilizes the yield over longer periods of time. Over the next quarter, our quarterly yield should range between 0.50% and 0.70%.

Respectfully submitted,
Bernard Santo Domingo
Chief Investment Officer

Concur,
Julie Valverde
Director of Finance

Attachment County of Sacramento Short-Term Investment Portfolio

Release Date: October 20, 2010

COUNTY OF SACRAMENTO
SHORT-TERM INVESTMENT PORTFOLIO
POOLED FUNDS
AS OF 09/30/2010

<u>DESCRIPTION</u>	<u>CUSIP</u>	<u>PURCHASE DATE</u>	<u>MATURITY DATE</u>	<u>INTEREST RATE</u>	<u>TRADING YIELD</u>	<u>PAR VALUE</u>	<u>BOOK VALUE</u>	<u>MARKET VALUE</u>	<u>SOURCE</u>	<u>DURATION (YEARS)</u>
VR-SAC COUNTY 06-07		10/17/06	08/01/11	1.130%	1.130%	1,579,682.77	1,579,682.77	1,579,682.77	BOOK	0.816
VR SAC COUNTY 07-08		11/27/07	08/01/12	1.510%	1.510%	5,329,961.98	5,329,961.98	5,329,961.98	BOOK	1.801
VR-SAC COUNTY 08-09		12/09/08	08/01/13	0.823%	0.823%	13,045,488.18	13,045,488.18	13,045,488.18	BOOK	2.747
VR-SAC COUNTY 09-10		12/01/09	08/01/14	0.823%	0.823%	24,477,280.85	24,477,280.85	24,477,280.85	BOOK	3.760
TOTAL VARIABLE RATE(MUNI)QUARTERLY				0.916%	0.916%	44,432,413.78	44,432,413.78	44,432,413.78		3.123
						2.131%	2.116%	2.114%		
FFCB NOTE (92)	31331X6M9	10/04/07	10/04/10	4.500%	4.552%	5,000,000.00	4,992,785.00	5,001,562.50	SUNGARD	0.011
FFCB NOTE (92)	31331YNJ5	01/18/08	01/18/11	3.500%	3.257%	10,000,000.00	10,068,900.00	10,096,875.00	SUNGARD	0.301
FFCB NOTE (92)	31331YUD0	02/14/08	02/14/11	2.875%	3.006%	5,000,000.00	4,981,340.00	5,048,437.50	SUNGARD	0.375
FFCB NOTE (92)	31331YUD0	02/20/08	02/14/11	2.875%	3.122%	5,000,000.00	4,965,050.00	5,048,437.50	SUNGARD	0.375
FFCB NOTE (92)	31331Y6G0	08/28/08	08/15/11	3.800%	3.601%	10,000,000.00	10,055,400.00	10,303,125.00	SUNGARD	0.866
FFCB NOTE (86)	31331GDC0	10/14/08	10/14/11	3.600%	3.553%	5,000,000.00	5,006,650.00	5,167,187.50	SUNGARD	1.013
FFCB NOTE (92)	31331YGP9	12/18/08	12/06/10	3.750%	1.515%	10,000,000.00	10,431,400.00	10,062,500.00	SUNGARD	0.183
FFCB NOTE (23)	31331GJY6	01/12/09	01/12/11	1.600%	1.593%	10,000,000.00	10,001,400.00	10,037,500.00	SUNGARD	0.285
FFCB NOTE (50)	31331GNQ8	04/06/09	04/24/12	2.250%	1.979%	5,000,000.00	5,039,950.00	5,134,375.00	SUNGARD	1.534
FFCB NOTE (86)	31331GNQ8	04/20/09	04/24/12	2.250%	1.977%	5,000,000.00	5,039,700.00	5,134,375.00	SUNGARD	1.534
FFCB NOTE (86)	31331JBL6	01/13/10	01/12/12	1.100%	1.043%	10,000,000.00	10,011,200.00	10,087,500.00	SUNGARD	1.275
FFCB NOTE (86)	31331JBL6	01/27/10	01/12/12	1.100%	0.971%	10,000,000.00	10,025,000.00	10,087,500.00	SUNGARD	1.275
FFCB NOTE (92)	31331JPZ0	06/29/10	06/04/12	1.000%	0.804%	10,000,000.00	10,037,500.00	10,078,125.00	SUNGARD	1.663
FFCB NOTE (92)	31331JUE1	07/12/10	07/02/12	0.850%	0.765%	10,000,000.00	10,016,600.00	10,053,125.00	SUNGARD	1.743
TOTAL FED FARM CREDIT BONDS(FFCB)				2.358%	2.056%	110,000,000.00	110,672,875.00	111,340,625.00		0.912
						5.277%	5.270%	5.297%		
FHLB NOTE (92)	3133XDTA9	12/14/07	12/10/10	4.750%	3.872%	5,000,000.00	5,122,750.00	5,043,750.00	SUNGARD	0.194
FHLB NOTE (88)	3133XENX3	03/12/08	03/11/11	4.875%	2.930%	10,000,000.00	10,554,200.00	10,206,250.00	SUNGARD	0.444
FHLB NOTE (88)	3133XLHQ9	06/11/08	06/10/11	5.375%	4.025%	5,000,000.00	5,188,800.00	5,175,000.00	SUNGARD	0.681
FHLB NOTE (88)	3133XBYA7	06/27/08	06/10/11	4.250%	3.816%	5,000,000.00	5,059,950.00	5,129,687.50	SUNGARD	0.684
FHLB NOTE (92)	3133XRY46	09/22/08	09/09/11	3.750%	3.523%	10,000,000.00	10,062,700.00	10,318,750.00	SUNGARD	0.932
FHLB NOTE (86)	3133XRX88	09/23/08	09/06/13	4.000%	4.022%	5,000,000.00	4,995,000.00	5,454,687.50	SUNGARD	2.790
FHLB NOTE (88)	3133XSCT3	10/10/08	10/20/10	3.375%	3.099%	10,000,000.00	10,053,500.00	10,015,625.00	SUNGARD	0.055
FHLB NOTE (50)	3133XMES6	10/28/08	10/22/10	4.375%	3.376%	10,000,000.00	10,190,000.00	10,025,000.00	SUNGARD	0.060
FHLB NOTE (88)	3133XH2V3	10/28/08	10/13/11	5.000%	3.700%	5,000,000.00	5,180,500.00	5,239,062.50	SUNGARD	1.000
FHLB NOTE (92)	3133XHPH9	11/19/08	11/18/11	4.875%	3.206%	10,000,000.00	10,473,300.00	10,503,125.00	SUNGARD	1.098
FHLB NOTE (88)	3133XHPH9	12/18/08	11/18/11	4.875%	1.750%	10,000,000.00	10,884,600.00	10,503,125.00	SUNGARD	1.099
FHLB NOTE (92)	3133XR456	12/24/08	12/10/10	3.000%	1.475%	10,000,000.00	10,293,700.00	10,293,700.00	BOOK	0.194
FHLB NOTE (92)	3133XSUL0	01/13/09	01/13/12	2.050%	2.050%	10,000,000.00	10,000,000.00	10,209,375.00	SUNGARD	1.271
FHLB NOTE (86)	3133XSVR6	01/27/09	01/21/11	1.625%	1.592%	10,000,000.00	10,006,400.00	10,043,750.00	SUNGARD	0.309
FHLB NOTE (92)	3133XT2T2	02/10/09	02/10/12	2.250%	2.250%	5,000,000.00	5,000,000.00	5,123,437.50	SUNGARD	1.344
FHLB NOTE (92)	3133XT3B0	02/11/09	02/11/11	1.700%	1.700%	10,000,000.00	10,000,000.00	10,053,125.00	SUNGARD	0.367
FHLB NOTE (50)	3133XT4D5	03/06/09	03/16/11	1.625%	1.609%	10,000,000.00	10,003,000.00	10,065,625.00	SUNGARD	0.457
FHLB NOTE (92)	3133XPWW0	03/24/09	03/11/11	3.250%	1.598%	10,000,000.00	10,318,100.00	10,134,375.00	SUNGARD	0.444
FHLB NOTE (86)	3133XTJ64	05/22/09	05/16/11	1.375%	1.131%	10,000,000.00	10,047,600.00	10,065,625.00	SUNGARD	0.624
FHLB NOTE (86)	3133XPPV3	05/24/10	05/18/12	1.125%	0.947%	10,000,000.00	10,034,900.00	10,106,250.00	SUNGARD	1.617
FHLB NOTE (04)	3133XPPV3	05/27/10	05/18/12	1.125%	1.073%	10,000,000.00	10,010,100.00	10,106,250.00	SUNGARD	1.617

COUNTY OF SACRAMENTO
SHORT-TERM INVESTMENT PORTFOLIO
POOLED FUNDS
AS OF 09/30/2010

<u>DESCRIPTION</u>	<u>CUSIP</u>	<u>PURCHASE DATE</u>	<u>MATURITY DATE</u>	<u>INTEREST RATE</u>	<u>TRADING YIELD</u>	<u>PAR VALUE</u>	<u>BOOK VALUE</u>	<u>MARKET VALUE</u>	<u>SOURCE</u>	<u>DURATION (YEARS)</u>
FHLB NOTE (120)	3133XWKU2	06/04/10	06/08/12	1.375%	1.137%	10,000,000.00	10,047,100.00	10,146,875.00	SUNGARD	1.669
FHLB NOTE (120)	3133XYHD0	06/11/10	06/14/13	1.625%	1.532%	10,000,000.00	10,027,100.00	10,234,375.00	SUNGARD	2.634
FHLB NOTE (86)	3133XUE41	08/26/10	08/22/12	1.750%	1.750%	10,000,000.00	10,221,400.00	10,228,125.00	SUNGARD	1.869
TOTAL FED HOME LOAN BANKS				2.907%	2.211%	210,000,000.00 10.073%	213,774,700.00 10.180%	214,424,950.00 10.201%		0.963
FNMA NOTE (30)	31359MGJ6	11/14/07	11/15/10	6.625%	4.159%	10,000,000.00	10,689,400.00	10,078,125.00	SUNGARD	0.126
FNMA NOTE (76)	31398AHZ8	11/28/07	11/19/12	4.750%	4.132%	5,000,000.00	5,137,600.00	5,439,062.50	SUNGARD	2.024
FNMA NOTE (86)	31359MRG0	03/25/08	03/15/13	4.375%	3.485%	5,000,000.00	5,201,500.00	5,443,750.00	SUNGARD	2.355
FNMA NOTE (79)	31359MM26	04/03/08	04/15/11	5.125%	2.940%	5,000,000.00	5,314,800.00	5,132,812.50	SUNGARD	0.529
FNMA NOTE (86)	31359MM26	04/17/08	04/15/11	5.125%	3.039%	5,000,000.00	5,296,400.00	5,132,812.50	SUNGARD	0.529
FNMA NOTE (50)	31359MJH7	05/14/08	05/15/11	6.000%	3.385%	10,000,000.00	10,740,700.00	10,353,125.00	SUNGARD	0.611
FNMA NOTE (92)	31359MSL8	07/21/08	07/17/13	4.375%	4.365%	5,000,000.00	5,002,200.00	5,490,625.00	SUNGARD	2.641
FNMA NOTE (92)	31359MGJ6	11/19/08	11/15/10	6.625%	2.836%	10,000,000.00	10,727,700.00	10,078,125.00	SUNGARD	0.126
FNMA NOTE (88)	31359M5H2	02/24/09	02/16/12	5.000%	1.939%	5,000,000.00	5,440,750.00	5,310,937.50	SUNGARD	1.342
FNMA NOTE (50)	31398AVZ2	03/24/09	03/13/14	2.750%	2.523%	5,000,000.00	5,052,650.00	5,295,312.50	SUNGARD	3.314
FNMA NOTE (04)	31398ABX9	05/06/09	05/18/12	4.875%	1.790%	10,000,000.00	10,906,800.00	10,712,500.00	SUNGARD	1.565
FNMA NOTE (04)	31398AXJ6	05/22/09	05/15/14	2.500%	2.566%	5,000,000.00	4,984,650.00	5,246,875.00	SUNGARD	3.456
FNMA NOTE (86)	31359M5H2	02/03/10	02/16/12	5.000%	1.018%	10,000,000.00	10,800,400.00	10,621,875.00	SUNGARD	1.343
FNMA NOTE (50)	31359M5H2	02/18/10	02/16/12	5.000%	0.952%	10,000,000.00	10,797,800.00	10,621,875.00	SUNGARD	1.343
FNMA NOTE (310)	31398AWK4	04/07/10	04/20/12	1.875%	1.306%	10,000,000.00	10,113,900.00	10,218,750.00	SUNGARD	1.528
FNMA NOTE (86)	31398AWK4	04/27/10	04/20/12	1.875%	1.169%	10,000,000.00	10,137,800.00	10,218,750.00	SUNGARD	1.528
FNMA NOTE (92)	31359MSL8	07/14/10	07/17/13	4.375%	1.258%	10,000,000.00	10,917,300.00	10,981,250.00	SUNGARD	2.649
FNMA NOTE (86)	31398AX31	08/23/10	08/20/13	1.250%	0.900%	10,000,000.00	10,103,000.00	10,115,625.00	SUNGARD	2.843
FNMA NOTE (310)	31398A2S0	09/10/10	09/23/13	1.000%	1.040%	10,000,000.00	9,988,100.00	10,040,625.00	SUNGARD	2.943
FNMA NOTE (04)	31359MPF4	09/27/10	09/15/12	4.375%	0.586%	10,000,000.00	10,739,800.00	10,743,750.00	SUNGARD	1.898
TOTAL FED NAT MORT ASSOC				4.163%	2.056%	160,000,000.00 7.675%	168,093,250.00 8.005%	167,276,562.50 7.958%		1.672
FNMA D.N. (04)	313589J38	06/30/10	10/04/10	0.180%	0.180%	60,000,000.00	59,971,200.00	60,000,000.00	SUNGARD	0.011
FNMA D.N. (77)	313589M91	08/24/10	11/03/10	0.165%	0.165%	22,000,000.00	21,992,840.83	22,000,000.00	SUNGARD	0.093
FNMA D.N. (92)	313589N82	08/26/10	11/10/10	0.175%	0.175%	56,000,000.00	55,979,311.11	56,000,000.00	SUNGARD	0.112
FNMA D.N. (250)	313589P72	09/01/10	11/17/10	0.175%	0.175%	20,000,000.00	19,992,513.89	19,993,750.00	SUNGARD	0.131
FNMA D.N. (90)	313589N74	09/15/10	11/09/10	0.160%	0.160%	22,000,000.00	21,994,622.22	22,000,000.00	SUNGARD	0.110
FNMA D.N. (86)	313589M91	09/17/10	11/03/10	0.160%	0.160%	25,000,000.00	24,994,777.78	25,000,000.00	SUNGARD	0.093
FNMA D.N. (86)	313589M75	09/17/10	11/01/10	0.160%	0.160%	11,000,000.00	10,997,800.00	11,000,000.00	SUNGARD	0.088
FNMA D.N. (30)	313589R54	09/23/10	12/01/10	0.170%	0.170%	75,000,000.00	74,975,562.50	74,976,562.50	SUNGARD	0.170
FNMA D.N. (310)	313589R54	09/23/10	12/01/10	0.170%	0.170%	35,000,000.00	34,988,595.83	34,989,062.50	SUNGARD	0.170
FNMA D.N. (76)	313589S46	09/24/10	12/08/10	0.160%	0.160%	24,000,000.00	23,992,000.00	23,992,500.00	SUNGARD	0.189
TOTAL FNMA DISC NOTES				0.170%	0.170%	350,000,000.00 16.789%	349,879,224.16 16.661%	349,951,875.00 16.649%		0.116
FHLB D.N. (77)	313385H82	07/30/10	10/01/10	0.185%	0.185%	23,000,000.00	22,992,553.75	23,000,000.00	SUNGARD	0.003
FHLB D.N. (90)	313385H82	08/02/10	10/01/10	0.175%	0.175%	50,000,000.00	49,985,416.67	50,000,000.00	SUNGARD	0.003

COUNTY OF SACRAMENTO
SHORT-TERM INVESTMENT PORTFOLIO
POOLED FUNDS
AS OF 09/30/2010

<u>DESCRIPTION</u>	<u>CUSIP</u>	<u>PURCHASE DATE</u>	<u>MATURITY DATE</u>	<u>INTEREST RATE</u>	<u>TRADING YIELD</u>	<u>PAR VALUE</u>	<u>BOOK VALUE</u>	<u>MARKET VALUE</u>	<u>SOURCE</u>	<u>DURATION (YEARS)</u>
FHLB D.N. (260)	313385H82	08/02/10	10/01/10	0.175%	0.175%	30,000,000.00	29,991,250.00	30,000,000.00	SUNGARD	0.003
FHLB D.N. (250)	313385L38	08/18/10	10/20/10	0.165%	0.165%	30,000,000.00	29,991,337.50	30,000,000.00	SUNGARD	0.055
FHLB D.N. (76)	313385M45	08/18/10	10/29/10	0.160%	0.160%	20,677,000.00	20,670,383.36	20,677,000.00	SUNGARD	0.079
FHLB D.N. (310)	313385M45	08/18/10	10/29/10	0.160%	0.160%	19,999,000.00	19,992,600.32	19,999,000.00	SUNGARD	0.079
FHLB D.N. (86)	313385M29	08/25/10	10/27/10	0.165%	0.165%	56,000,000.00	55,983,830.00	56,000,000.00	SUNGARD	0.074
FHLB D.N. (77)	313385M29	08/31/10	10/27/10	0.165%	0.165%	35,000,000.00	34,990,856.25	35,000,000.00	SUNGARD	0.074
FHLB D.N. (260)	313385P91	09/21/10	11/19/10	0.170%	0.170%	16,000,000.00	15,995,542.22	15,995,000.00	SUNGARD	0.137
TOTAL FHLB DISC NOTES				0.169%	0.169%	280,676,000.00 13.464%	280,593,770.07 13.362%	280,671,000.00 13.353%		0.050
FHLMC D.N. (76)	313397J51	07/29/10	10/06/10	0.180%	0.180%	55,000,000.00	54,981,025.00	55,000,000.00	SUNGARD	0.016
FHLMC D.N. (76)	313397K34	07/29/10	10/12/10	0.180%	0.180%	18,000,000.00	17,993,250.00	18,000,000.00	SUNGARD	0.033
FHLMC D.N. (310)	313397K42	07/29/10	10/13/10	0.185%	0.185%	10,000,000.00	9,996,094.44	10,000,000.00	SUNGARD	0.036
FHLMC D.N. (90)	313397L82	08/04/10	10/25/10	0.185%	0.185%	20,000,000.00	19,991,572.22	20,000,000.00	SUNGARD	0.068
FHLMC D.N. (90)	313397K91	08/04/10	10/18/10	0.185%	0.185%	35,000,000.00	34,986,510.42	35,000,000.00	SUNGARD	0.049
FHLMC D.N. (86)	313397L90	08/05/10	10/26/10	0.180%	0.180%	20,000,000.00	19,991,800.00	20,000,000.00	SUNGARD	0.071
FHLMC D.N. (76)	313397M73	08/19/10	11/01/10	0.165%	0.165%	26,000,000.00	25,991,181.67	26,000,000.00	SUNGARD	0.088
FHLMC D.N. (250)	313397P54	09/01/10	11/15/10	0.175%	0.175%	45,000,000.00	44,983,593.75	45,000,000.00	SUNGARD	0.126
FHLMC D.N. (310)	313397M73	09/03/10	11/01/10	0.160%	0.160%	27,000,000.00	26,992,920.00	27,000,000.00	SUNGARD	0.088
FHLMC D.N. (92)	313397P88	09/15/10	11/18/10	0.160%	0.160%	17,000,000.00	16,995,164.44	16,994,687.50	SUNGARD	0.134
FHLMC D.N. (92)	313397Q46	09/15/10	11/22/10	0.165%	0.165%	25,000,000.00	24,992,208.33	24,992,187.50	SUNGARD	0.145
FHLMC D.N. (76)	313397Q46	09/20/10	11/22/10	0.170%	0.170%	37,000,000.00	36,988,992.50	36,988,437.50	SUNGARD	0.145
FHLMC D.N. (50)	313397Q61	09/21/10	11/24/10	0.170%	0.170%	5,000,000.00	4,998,488.89	4,998,437.50	SUNGARD	0.151
FHLMC D.N. (76)	313397S28	09/24/10	12/06/10	0.160%	0.160%	14,000,000.00	13,995,457.78	13,995,625.00	SUNGARD	0.183
FHLMC D.N. (76)	313397T84	09/29/10	12/20/10	0.155%	0.155%	80,000,000.00	79,971,755.56	79,975,000.00	SUNGARD	0.222
TOTAL FHLMC DISC NOTES				0.170%	0.170%	434,000,000.00 20.818%	433,850,015.00 20.660%	433,944,375.00 20.645%		0.113
FHLMC NOTE (250)	3137EAAV1	09/14/07	08/20/12	5.500%	4.673%	2,500,000.00	2,589,575.00	2,733,593.75	SUNGARD	1.811
FHLMC NOTE (250)	3137EAAV1	09/14/07	08/20/12	5.500%	4.673%	2,500,000.00	2,589,575.00	2,733,593.75	SUNGARD	1.811
FHLMC NOTE (79)	3128X4MP3	10/30/07	10/04/10	4.750%	4.320%	5,000,000.00	5,058,400.00	5,001,562.50	SUNGARD	0.011
FHLMC NOTE (79)	3128X2EV3	12/06/07	12/08/10	4.750%	3.757%	5,000,000.00	5,139,850.00	5,042,187.50	SUNGARD	0.189
FHLMC NOTE (79)	3134A4SA3	01/25/08	01/15/13	4.500%	3.327%	5,000,000.00	5,266,700.00	5,437,500.00	SUNGARD	2.186
FHLMC NOTE (79)	3137EABJ7	05/29/08	05/29/13	3.500%	3.884%	5,000,000.00	4,912,800.00	5,362,500.00	SUNGARD	2.537
FHLMC NOTE (88)	3137EAAF6	07/21/08	07/18/11	5.250%	3.830%	10,000,000.00	10,397,800.00	10,396,875.00	SUNGARD	0.787
FHLMC NOTE (50)	3134A4UK8	11/24/08	11/15/13	4.875%	3.624%	5,000,000.00	5,282,350.00	5,618,750.00	SUNGARD	2.891
FHLMC NOTE (86)	3137EABV0	11/24/08	11/23/10	2.875%	2.829%	10,000,000.00	10,008,400.00	10,040,625.00	SUNGARD	0.148
FHLMC NOTE (86)	3137EABX6	01/27/09	01/07/14	2.500%	2.404%	5,000,000.00	5,022,200.00	5,246,875.00	SUNGARD	3.143
FHLMC NOTE (04)	3128X2ZQ1	02/24/09	02/24/11	4.125%	1.632%	10,000,000.00	10,488,600.00	10,153,125.00	SUNGARD	0.402
FHLMC NOTE (50)	3137EABY4	03/06/09	03/23/12	2.125%	2.113%	10,000,000.00	10,003,400.00	10,246,875.00	SUNGARD	1.465
FHLMC NOTE (50)	3137EABZ1	04/06/09	04/26/11	1.625%	1.501%	10,000,000.00	10,024,900.00	10,075,000.00	SUNGARD	0.568
FHLMC NOTE (04)	3137EABZ1	04/20/09	04/26/11	1.625%	1.410%	10,000,000.00	10,042,500.00	10,075,000.00	SUNGARD	0.568
FHLMC NOTE (92)	3128X7MN1	05/06/09	05/05/11	3.500%	1.351%	10,000,000.00	10,422,100.00	10,190,625.00	SUNGARD	0.589
FHLMC NOTE (04)	3137EABY4	03/05/10	03/23/12	2.125%	1.020%	10,000,000.00	10,223,600.00	10,246,875.00	SUNGARD	1.465
FHLMC NOTE (04)	3137EABY4	03/19/10	03/23/12	2.125%	1.076%	10,000,000.00	10,208,100.00	10,246,875.00	SUNGARD	1.465

COUNTY OF SACRAMENTO
SHORT-TERM INVESTMENT PORTFOLIO
POOLED FUNDS
AS OF 09/30/2010

<u>DESCRIPTION</u>	<u>CUSIP</u>	<u>PURCHASE DATE</u>	<u>MATURITY DATE</u>	<u>INTEREST RATE</u>	<u>TRADING YIELD</u>	<u>PAR VALUE</u>	<u>BOOK VALUE</u>	<u>MARKET VALUE</u>	<u>SOURCE</u>	<u>DURATION (YEARS)</u>
FHLMC NOTE (04)	3137EACK3	07/23/10	07/27/12	1.125%	0.708%	10,000,000.00	10,083,100.00	10,115,625.00	SUNGARD	1.803
FHLMC NOTE (50)	3134G1GQ1	08/10/10	08/28/12	1.000%	0.728%	10,000,000.00	10,055,200.00	10,090,625.00	SUNGARD	1.902
FHLMC NOTE (88)	3137EACE7	09/02/10	09/21/12	2.125%	0.701%	10,000,000.00	10,289,700.00	10,312,500.00	SUNGARD	1.944
TOTAL FHLMC				2.908%	2.062%	155,000,000.00	158,108,850.00	159,367,187.50		1.273
						7.435%	7.529%	7.582%		
CP-GECC (118)	36959JKC6	08/02/10	10/12/10	0.220%	0.220%	12,000,000.00	11,994,793.33	11,999,010.00	SUNGARD	0.033
CP-GECC (118)	36959JKF9	08/03/10	10/15/10	0.220%	0.220%	19,000,000.00	18,991,523.89	18,998,005.00	SUNGARD	0.041
CP-GECC (118)	36959JKF9	08/05/10	10/15/10	0.220%	0.220%	20,000,000.00	19,991,322.22	19,997,900.00	SUNGARD	0.041
CP-GECC (118)	36959JJK8	08/06/10	10/19/10	0.220%	0.220%	19,000,000.00	18,991,407.78	18,997,435.00	SUNGARD	0.052
CP-SCOTIABANC (50)	80927VK51	08/26/10	10/05/10	0.200%	0.200%	22,000,000.00	21,995,111.11	21,999,340.00	SUNGARD	0.014
CP-SCOTIABANC (88)	80927VK10	08/30/10	10/01/10	0.200%	0.200%	14,000,000.00	13,997,511.11	14,000,000.00	SUNGARD	0.003
CP-SCOTIABANC (88)	80927VK10	08/31/10	10/01/10	0.200%	0.200%	17,000,000.00	16,997,072.22	17,000,000.00	SUNGARD	0.003
CP-GECC (118)	36959JL19	09/07/10	11/01/10	0.210%	0.210%	23,000,000.00	22,992,620.83	22,994,652.50	SUNGARD	0.088
CP-WAL-MART STORES (50)	93114FL51	09/22/10	11/05/10	0.200%	0.200%	43,000,000.00	42,989,488.89	42,988,712.50	SUNGARD	0.099
CP-SCOTIABANC (50)	80927VL27	09/30/10	11/02/10	0.200%	0.200%	32,000,000.00	31,994,133.33	31,992,320.00	SUNGARD	0.090
TOTAL COMMERCIAL PAPER DISC				0.207%	0.207%	221,000,000.00	220,934,984.71	220,967,375.00		0.057
						10.601%	10.521%	10.512%		
CD-UNION BANK (CRA)		10/16/09	10/16/10	0.550%	0.550%	10,000,000.00	10,000,000.00	10,000,000.00	USERP	0.044
CD-JP MORGAN CHASE(CRA)		11/03/09	11/03/10	0.530%	0.530%	10,000,000.00	10,000,000.00	10,000,000.00	USERP	0.093
CD-F&M BANK (CRA)		03/11/10	03/11/11	0.800%	0.800%	100,000.00	100,000.00	100,000.00	USERP	0.446
CD-BANK OF WEST (CRA)		04/07/10	04/07/11	0.450%	0.450%	10,000,000.00	10,000,000.00	10,000,000.00	USERP	0.519
CD-CA BANK & TRUST (CRA)		06/17/10	06/17/11	0.450%	0.450%	100,000.00	100,000.00	100,000.00	USERP	0.713
TOTAL CERT. OF DEPOITS/THRIFT NOTES				0.511%	0.511%	30,200,000.00	30,200,000.00	30,200,000.00		0.221
						1.449%	1.438%	1.437%		
CD-PREMIER WEST BK (CRA)		12/19/09	12/19/10	1.040%	1.040%	99,000.00	99,000.00	99,000.00	USERP	0.219
CD-B OF A (CRA)		01/07/10	01/07/11	0.280%	0.280%	10,000,000.00	10,000,000.00	10,000,000.00	USERP	0.269
CD-COMERICA BANK (CRA)		08/26/10	08/26/11	0.450%	0.450%	5,000,000.00	5,000,000.00	4,976,695.83	SUNGARD	0.904
TOTAL CD-ACT OVER 365/366				0.341%	0.341%	15,099,000.00	15,099,000.00	15,075,695.83		0.478
						0.724%	0.719%	0.717%		
LAIF POOL		07/31/97	12/31/10	0.513%	0.513%	50,000,000.00	50,000,000.00	50,000,000.00	BOOK	0.252
MMF-FIDELITY		01/29/08	12/31/10	0.040%	0.040%	0.00	0.00	0.00	BOOK	0.000
RIVER DELTA F.D. LOAN		06/27/08	06/27/13	1.760%	1.760%	400,000.00	400,000.00	400,000.00	BOOK	2.629
COUNTY NOTE (SHRA)		08/15/08	06/30/11	1.070%	1.070%	1,900,000.00	1,900,000.00	1,900,000.00	BOOK	0.747
MMF-BLACKROCK		12/05/08	12/31/10	0.080%	0.080%	22,000,000.00	22,000,000.00	22,000,000.00	BOOK	0.252
MMF-FEDERATED		01/22/09	12/31/10	0.040%	0.040%	0.00	0.00	0.00	BOOK	0.000
TOTAL PASSBOOK ACCOUNTS				0.406%	0.406%	74,300,000.00	74,300,000.00	74,300,000.00		0.277
						3.564%	3.538%	3.535%		

COUNTY OF SACRAMENTO
 SHORT-TERM INVESTMENT PORTFOLIO
 POOLED FUNDS
 AS OF 09/30/2010

<u>DESCRIPTION</u>	<u>CUSIP</u>	<u>PURCHASE DATE</u>	<u>MATURITY DATE</u>	<u>INTEREST RATE</u>	<u>TRADING YIELD</u>	<u>PAR VALUE</u>	<u>BOOK VALUE</u>	<u>MARKET VALUE</u>	<u>SOURCE</u>	<u>DURATION (YEARS)</u>
Grand Total				1.124%	0.805%	2,084,707,413.78	2,099,939,082.72	2,101,952,059.61		0.514