



Quarterly Pooled Investment Fund Report
 As Prescribed By
 California Government Code Section 53646
For The Quarter Ended June 30, 2021

Compliance to Investment Policy

Based on the Director of Finance’s Review Group Month-End Reports, there were no items out of compliance with the Calendar Year 2021 Investment Policy during the quarter ended June 30, 2021.

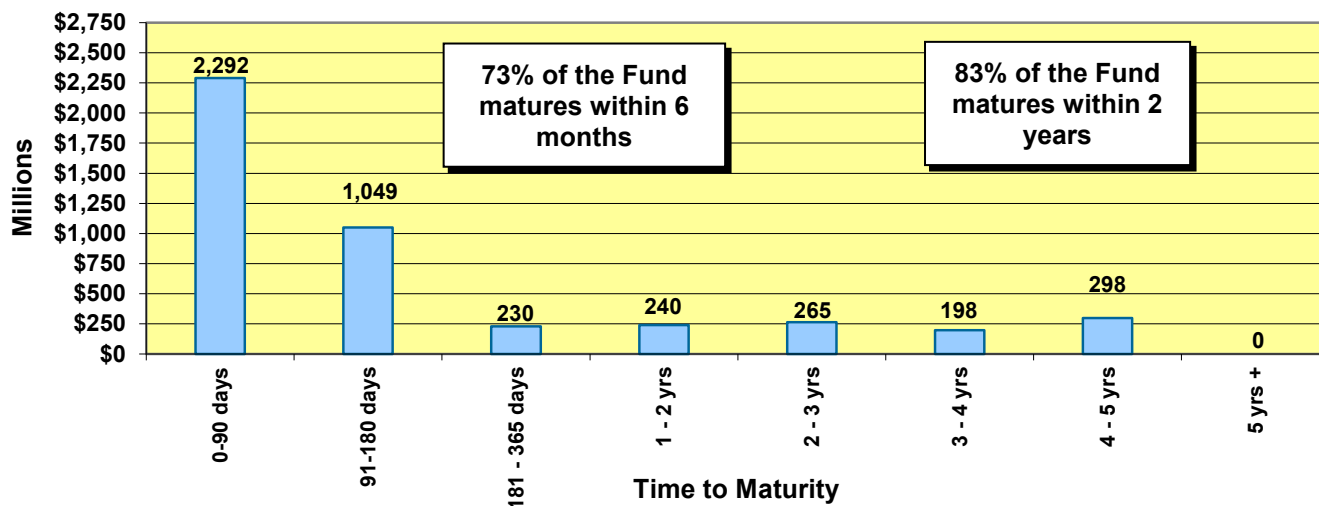
Portfolio Statistics	Quarter Ended 03/31/21	Quarter Ended 06/30/21
Average Daily Balance	\$4,365,208,400	\$4,550,518,013
Period-End Balance	\$4,131,326,160	\$4,571,833,284
Earned Interest Yield	0.726%	0.639%
Weighted Average Maturity	261 Days	300 Days
Duration in Years	0.699	0.806
Amortized Book Value	\$4,131,528,681	\$4,571,404,062
Market Value	\$4,165,648,700	\$4,600,564,162
Percent of Market to Cost	100.83%	100.64%

The earned interest yield presented above does not have any costs deducted. The investment management costs in prior years and this year continue to be approximately 8 basis points or 0.08%. The quarterly apportionment of earnings to participating funds will be made on a cash basis (as opposed to an accrual basis) for the first three quarters of the fiscal year. Earnings to participating funds will be annualized over the fiscal year based on a fund’s cumulative average daily cash balance at each quarter end and fiscal year end. At fiscal year end (fourth quarter), the earnings of the Pool will be converted to an accrual basis for the fourth quarter earnings’ allocation.

Portfolio Structure as of June 30, 2021¹

Investment Description	Percentage of Portfolio at Cost 03/31/21	Percentage of Portfolio at Cost 06/30/21	Percentage of Portfolio at Market 06/30/21	Earned Interest Yield at 06/30/21
<i>US Agency, Treasury & Municipal Notes (USATM):</i>				
<i>US Agency Notes</i>	22.86%	26.37%	26.48%	1.140%
<i>Notes/Discount Notes FFCB</i>	5.32%	5.07%	5.15%	1.678%
<i>Notes/Discount Notes FHLB</i>	10.99%	14.79%	14.80%	0.910%
<i>Notes/Discount Notes FNMA</i>	5.83%	4.77%	4.79%	1.366%
<i>Notes/Discount Notes FHLMC</i>	0.73%	1.74%	1.74%	0.912%
<i>US Treasury Notes</i>	6.78%	0.00%	0.00%	0.000%
<i>Municipal Notes</i>	0.90%	0.49%	0.49%	0.726%
Total USATM	30.54%	26.86%	26.97%	1.133%
Repurchase Agreements	0.00%	0.00%	0.00%	0.000%
Supranationals	15.43%	15.72%	15.96%	1.580%
Commercial Paper	29.09%	32.48%	32.29%	0.111%
Certificates of Deposit	23.12%	23.29%	23.15%	0.127%
LAIF	1.82%	1.64%	1.64%	0.262%
Money Market Accounts	0.00%	0.00%	0.00%	0.000%

POOLED INVESTMENT FUND MATURITIES AS OF JUNE 30, 2021
\$4.572 Billion



¹ Percentages may not add up to 100% due to rounding

Projected Cash Flow

Based upon our cash flow model projection dated July 12, 2021, summarized below, we have sufficient cash flow to meet expenditures for the next 12 months.

Month	Bank Balance	Receipts & Maturities	Disbursements	Difference	Less Investments Beyond One Year	Funds Available for Future Cash Flow Needs*
<i>Dollar amounts represented in millions</i>						
Jul	20.0	\$1,635.0	\$1,066.5	\$568.5	\$25.0	\$543.5
Aug	20.0	\$1,709.6	\$1,170.2	\$539.4	\$25.0	\$514.4
Sep	20.0	\$1,373.2	\$819.3	\$553.9	\$25.0	\$528.9
Oct	20.0	\$1,357.5	\$754.9	\$602.6	\$25.0	\$577.6
Nov	20.0	\$1,334.9	\$920.8	\$414.1	\$25.0	\$389.1
Dec	20.0	\$1,593.8	\$809.6	\$784.2	\$25.0	\$759.2
Jan	20.0	\$839.0	\$1,116.2	(\$277.2)	\$25.0	(\$302.2)
Feb	20.0	\$601.3	\$726.4	(\$125.1)	\$25.0	(\$150.1)
Mar	20.0	\$915.1	\$883.1	\$32.0	\$25.0	\$7.0
Apr	20.0	\$1,203.8	\$790.7	\$413.1	\$25.0	\$388.1
May	20.0	\$886.1	\$1,108.7	(\$222.6)	\$25.0	(\$247.6)
Jun	20.0	\$691.3	\$829.9	(\$138.6)	\$25.0	(\$163.6)

*Any excess net cash flow amounts in this column will be used to fund negative cash flow positions in later months.

Detailed Listing of Investments

A complete detailed listing of all investments for the Pooled Investment Fund as of June 30, 2021, is contained in the back of this report. This report notes the type of investment; name of the security; the CUSIP; the purchase date; the maturity date; the coupon and the yield; the par value, book value and market value of each security; the pricing source for the market value; and the duration of each security.

External third-party investment manager(s) at June 30, 2021:

<u>Investment</u>	<u>Firm</u>	<u>Amount</u>
Local Agency Investment Fund	State Treasurer's Office	\$75,000,000.00

The Fund uses an external investment accounting system called APS2 by FIS AvantGard. The market valuations are based upon the pricing of Interactive Data Corporation (IDC).

THIS COMPLETES THE QUARTERLY REPORT REQUIREMENTS OF CALIFORNIA GOVERNMENT CODE § 53646.

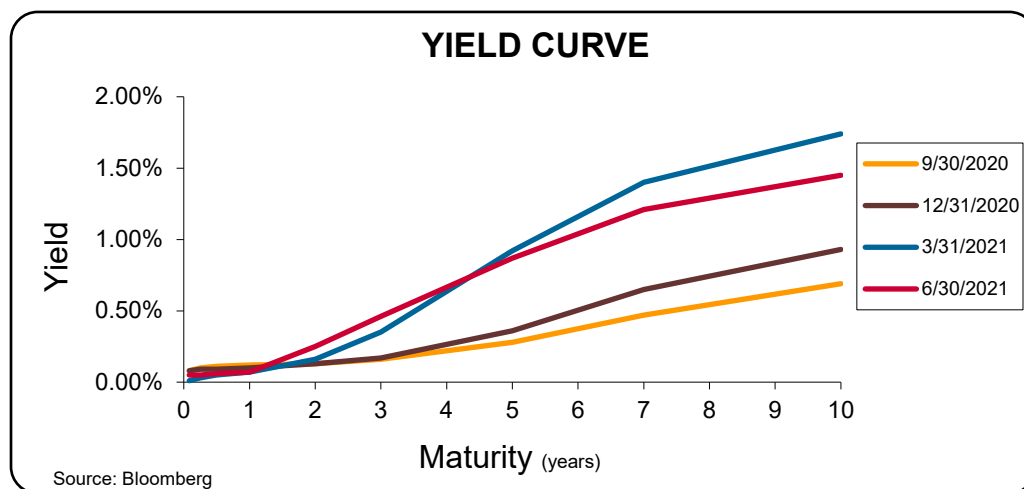
Financial Markets Commentary

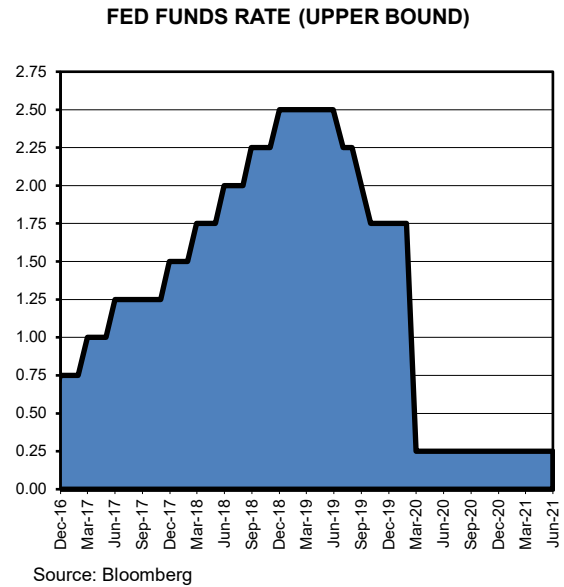
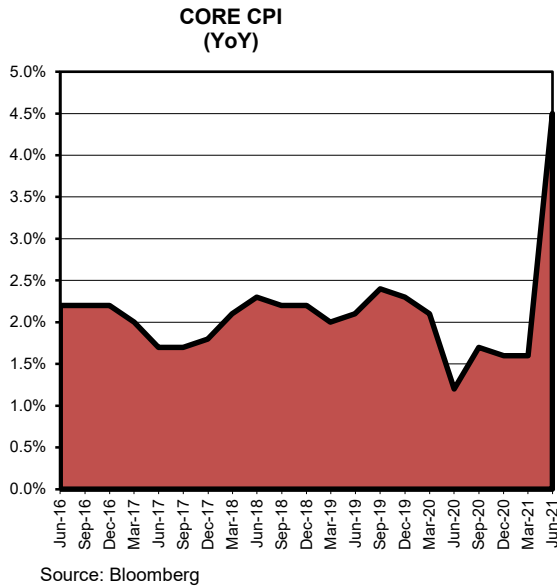
On June 16, 2021, the Federal Open Market Committee (FOMC) left the federal funds rate at a range of 0.00% to 0.25%, a rate the committee has maintained since March 15, 2020, after the COVID-19 pandemic emerged in the United States. The Federal Reserve maintains its view that current inflationary pressures are transitory while acknowledging that inflation has risen faster than the FOMC had expected. Chairman Powell restated that “substantial further progress is still a ways off” before they achieve the Federal Reserve’s employment and inflation objectives. The Federal Reserve will continue to hold interest rates near zero while buying \$120 billion of US Treasuries and mortgage-backed securities until inflation is persistently and materially above their 2% target.

The FOMC did change its consensus forecast from one possible rate hike to two hikes in 2023. There is little argument that inflation has accelerated. June’s consumer price index (CPI) nearly doubled expectations with a year over year increase of 5.4%, a 12-year high. More troubling was that core CPI, excluding volatile food and energy prices, was up 4.5%, the highest reading since 1991. Some of the increased inflation figures can be explained by “base effects” since it is coming off the pandemic lows of 2020 but much of the monthly gains continue to be driven by the reopening of the economy such as stressed supply chains. The transportation sector is experiencing very strong inflationary pressures with the biggest example being used car prices up in June by 10.5%, the highest increase on record going back to 1953.

Despite the recent increase in inflation, the yield curve has flattened in recent months with 5-year and longer maturities falling from last quarter. Although May and June nonfarm payrolls showed solid and above-projected gains, total payrolls are still 6.8 million below pre-pandemic levels through June 2021. The leisure and hospitality sector has seen the strongest payroll gains, with 343,000 jobs added in June alone, but it is still short 2.2 million jobs from pre-pandemic levels. This substantial slack in labor markets gives the Federal Reserve enough room to remain patient with any tapering of its stimulus efforts.

Global growth forecasts have been lowered with the spread of the delta variant of COVID-19 bringing the 10-year Treasury yield to its lowest levels since February. The delta variant is now the dominant strain in the U.S. and the most contagious. Markets are fearful it will lead to renewed travel and business restrictions, as illustrated by the Summer Olympics in Tokyo being hosted with no spectators and the reinstatement of indoor mask requirements in Los Angeles and Las Vegas. With the federal funds rate forecast to be near zero for at least another year, we should expect the yield on the Pooled Investment Fund to move lower over the next several quarters.





Portfolio Management Strategy

During the past quarter, we continued to provide adequate liquidity to meet the cash flow needs of the Pooled Investment Fund participants. We are currently funding the cash flows for January 2022. We are purchasing five-year U. S. Treasury, U.S. Agency, and Washington Supranational securities on a monthly basis for the “CORE” portfolio, which is composed of all securities maturing beyond one year. This laddered structure stabilizes the yield over longer periods. Over the next quarter, our quarterly yield should range between 0.45% and 0.60%.

Respectfully submitted,
 Bernard Santo Domingo
 Chief Investment Officer

Concur,
 Ben Lamera
 Director of Finance

Attachment County of Sacramento Short-Term Investment Portfolio

Release Date: July 27, 2021

COUNTY OF SACRAMENTO
SHORT-TERM INVESTMENT PORTFOLIO
POOLED FUNDS
AS OF 06/30/2021

<u>DESCRIPTION</u>	<u>CUSIP</u>	<u>PURCHASE DATE</u>	<u>MATURITY DATE</u>	<u>INTEREST RATE</u>	<u>TRADING YIELD</u>	<u>PAR VALUE</u>	<u>BOOK VALUE</u>	<u>MARKET VALUE</u>	<u>SOURCE</u>	<u>DURATION (YEARS)</u>
VR-SAC COUNTY 16-17		11/1/2016	8/2/2021	0.726%	0.726%	836,156.13	836,156.13	836,156.13	BOOK	0.090
VR-SAC COUNTY 17-18		11/14/2017	8/1/2022	0.726%	0.726%	1,729,073.51	1,729,073.51	1,729,073.51	BOOK	1.074
VR-SAC COUNTY 18-19		12/4/2018	8/1/2023	0.726%	0.726%	2,960,801.38	2,960,801.38	2,960,801.38	BOOK	2.026
VR-SAC COUNTY 19-20		11/19/2019	8/1/2024	0.726%	0.726%	5,275,370.02	5,275,370.02	5,275,370.02	BOOK	2.955
VR-SAC COUNTY 20-21		1/12/2021	8/1/2025	0.726%	0.726%	11,722,358.82	11,722,358.82	11,722,358.82	BOOK	4.018
TOTAL VARIABLE RATE(MUNI)QUARTERLY				0.726%	0.726%	22,523,759.86	22,523,759.86	22,523,759.86		3.135
						0.49%	0.49%	0.49%		
FFCB NOTE (170)	3133EKZV1	8/16/2019	8/16/2021	1.550%	1.705%	25,000,000.00	24,923,975.00	25,047,000.00	SUNGARD	0.129
FFCB NOTE (170)	3133EKY75	10/15/2019	10/15/2021	1.400%	1.555%	25,000,000.00	24,923,950.00	25,097,000.00	SUNGARD	0.293
FFCB NOTE (0260)	3133EK6D3	11/8/2019	11/8/2021	1.570%	1.625%	25,000,000.00	24,972,875.00	25,134,000.00	SUNGARD	0.359
FFCB NOTE (260)	3133EHTS2	8/9/2017	8/3/2022	1.900%	1.895%	20,000,000.00	20,004,700.00	20,388,800.00	SUNGARD	1.078
FFCB NOTE (120)	3133EHYR8	9/14/2017	9/13/2022	1.750%	1.849%	20,000,000.00	19,906,200.00	20,389,600.00	SUNGARD	1.190
FFCB NOTE (330)	3133EJ3Q0	12/21/2018	12/21/2023	2.875%	2.852%	20,000,000.00	20,021,380.00	21,233,400.00	SUNGARD	2.405
FFCB NOTE (170)	3133EKQU3	6/26/2019	6/13/2024	1.950%	1.877%	20,000,000.00	20,069,200.00	20,874,600.00	SUNGARD	2.881
FFCB NOTE (170)	3133EKA63	8/23/2019	8/16/2024	1.600%	1.554%	20,000,000.00	20,043,880.00	20,684,400.00	SUNGARD	3.046
FFCB NOTE (0120)	3133EK6J0	11/8/2019	11/8/2024	1.625%	1.821%	20,000,000.00	19,813,600.00	20,719,400.00	SUNGARD	3.272
FFCB NOTE (260)	3133ELKA1	5/20/2021	1/28/2026	1.750%	0.823%	35,802,000.00	37,324,659.06	37,331,819.46	SUNGARD	4.392
TOTAL FED FARM CREDIT BONDS(FFCB)				1.775%	1.678%	230,802,000.00	232,004,419.06	236,900,019.46		1.985
						5.05%	5.07%	5.15%		
FHLB NOTE (170)	3130AGLD5	7/8/2019	7/7/2021	1.875%	1.832%	25,000,000.00	25,021,175.00	25,008,500.00	SUNGARD	0.019
FHLB NOTE (170)	313378JP7	9/9/2019	9/10/2021	2.375%	1.573%	25,000,000.00	25,393,675.00	25,110,500.00	SUNGARD	0.197
FHLB NOTE (45)	3130AABG2	12/16/2016	11/29/2021	1.875%	2.228%	20,000,000.00	19,670,800.00	20,148,600.00	SUNGARD	0.416
FHLB NOTE (0020)	313376C94	12/6/2019	12/10/2021	2.625%	1.602%	25,000,000.00	25,503,990.00	25,282,000.00	SUNGARD	0.446
FHLB NOTE (170)	313378CR0	3/13/2017	3/11/2022	2.250%	2.129%	20,000,000.00	20,114,200.00	20,301,600.00	SUNGARD	0.692
FHLB NOTE (120)	313379Q69	6/13/2017	6/10/2022	2.125%	1.888%	20,000,000.00	20,225,000.00	20,382,400.00	SUNGARD	0.939
FHLB NOTE (120)	3130ABS23	7/14/2017	7/14/2022	2.000%	2.000%	20,000,000.00	20,000,000.00	20,378,600.00	SUNGARD	1.024
FHLB NOTE (170)	3130A3KM5	12/12/2017	12/9/2022	2.500%	2.240%	20,000,000.00	20,243,840.00	20,664,400.00	SUNGARD	1.423
FHLB NOTE (86)	313383YJ4	11/27/2018	9/8/2023	3.375%	3.038%	20,000,000.00	20,297,200.00	21,315,800.00	SUNGARD	2.108
FHLB NOTE (170)	3130A0F70	1/9/2019	12/8/2023	3.375%	2.734%	20,000,000.00	20,585,640.00	21,468,800.00	SUNGARD	2.358
FHLB NOTE (170)	3130A1XJ2	7/10/2019	6/14/2024	2.875%	1.964%	20,000,000.00	20,851,300.00	21,398,200.00	SUNGARD	2.853
FHLB NOTE (170)	3130A2UW4	9/16/2019	9/13/2024	2.875%	1.802%	20,000,000.00	21,019,820.00	21,488,000.00	SUNGARD	3.061
FHLB NOTE (170)	3130A2UW4	10/16/2019	9/13/2024	2.875%	1.698%	20,000,000.00	21,104,000.00	21,488,000.00	SUNGARD	3.061
FHLB NOTE (0170)	3130A3GE8	12/13/2019	12/13/2024	2.750%	1.736%	20,000,000.00	20,967,200.00	21,478,200.00	SUNGARD	3.316
TOTAL FED HOME LOAN BANKS				2.547%	2.013%	295,000,000.00	300,997,840.00	305,913,600.00		1.517
						6.46%	6.58%	6.65%		
FNMA NOTE (20)	3135G0Q89	10/13/2016	10/7/2021	1.375%	1.497%	20,000,000.00	19,883,440.00	20,069,800.00	SUNGARD	0.271

COUNTY OF SACRAMENTO
SHORT-TERM INVESTMENT PORTFOLIO
POOLED FUNDS
AS OF 06/30/2021

<u>DESCRIPTION</u>	<u>CUSIP</u>	<u>PURCHASE DATE</u>	<u>MATURITY DATE</u>	<u>INTEREST RATE</u>	<u>TRADING YIELD</u>	<u>PAR VALUE</u>	<u>BOOK VALUE</u>	<u>MARKET VALUE</u>	<u>SOURCE</u>	<u>DURATION (YEARS)</u>
FNMA NOTE (45)	3135G0Q89	11/16/2016	10/7/2021	1.375%	1.775%	20,000,000.00	19,626,600.00	20,069,800.00	SUNGARD	0.271
FNMA NOTE (45)	3135G0S38	1/17/2017	1/5/2022	2.000%	2.043%	20,000,000.00	19,959,800.00	20,196,000.00	SUNGARD	0.509
FNMA NOTE (120)	3135G0T45	5/9/2017	4/5/2022	1.875%	2.005%	20,000,000.00	19,878,800.00	20,273,800.00	SUNGARD	0.759
FNMA NOTE (330)	3135G0T78	10/18/2017	10/5/2022	2.000%	2.031%	20,000,000.00	19,970,560.00	20,459,000.00	SUNGARD	1.249
FNMA NOTE (330)	3135G0T78	11/6/2017	10/5/2022	2.000%	2.065%	20,000,000.00	19,939,400.00	20,459,000.00	SUNGARD	1.249
FNMA NOTE (170)	3135G04Z3	6/25/2021	6/17/2025	0.500%	0.705%	50,000,000.00	49,598,650.00	49,705,500.00	SUNGARD	3.929
FNMA NOTE (170)	3135G05X7	3/25/2021	8/25/2025	0.375%	0.730%	50,000,000.00	49,229,900.00	49,279,000.00	SUNGARD	4.119
TOTAL FED NAT MORT ASSOC				1.167%	1.366%	220,000,000.00	218,087,150.00	220,511,900.00		2.217
						4.81%	4.77%	4.79%		
FHLB DISC NOTE (120)	313385JX5	4/8/2021	8/2/2021	0.020%	0.020%	200,000,000.00	199,987,111.11	199,992,000.00	SUNGARD	0.090
FHLB DISC NOTE (120)	313385LD6	6/2/2021	9/1/2021	0.018%	0.018%	100,000,000.00	99,995,450.00	99,991,000.00	SUNGARD	0.172
FHLB DISC NOTE (120)	313385LV6	6/18/2021	9/17/2021	0.045%	0.045%	50,000,000.00	49,994,312.50	49,994,500.00	SUNGARD	0.216
FHLB DISC NOTE (86)	313385MC7	3/26/2021	9/24/2021	0.040%	0.040%	25,000,000.00	24,994,944.44	24,997,000.00	SUNGARD	0.235
TOTAL FHLB DISC NOTES				0.024%	0.024%	375,000,000.00	374,971,818.05	374,974,500.00		0.138
						8.21%	8.20%	8.15%		
FHLMC NOTE (170)	3137EAEC9	8/17/2016	8/12/2021	1.125%	1.314%	10,000,000.00	9,908,900.00	10,012,100.00	SUNGARD	0.118
FHLMC NOTE (0170)	3137EAEP0	2/28/2020	2/12/2025	1.500%	1.171%	20,000,000.00	20,315,800.00	20,641,600.00	SUNGARD	3.515
FHLMC NOTE (170)	3137EAEU9	6/22/2021	7/21/2025	0.375%	0.724%	50,000,000.00	49,299,000.00	49,315,000.00	SUNGARD	4.024
TOTAL FHLMC				0.756%	0.912%	80,000,000.00	79,523,700.00	79,968,700.00		3.407
						1.75%	1.74%	1.74%		
IBRD NOTE (170)	45905UXP4	7/26/2016	7/26/2021	1.300%	1.305%	10,000,000.00	9,997,500.00	10,008,700.00	SUNGARD	0.071
IADB NOTE (170)	4581X0CV8	9/16/2016	9/14/2021	1.250%	1.439%	20,000,000.00	19,818,800.00	20,047,400.00	SUNGARD	0.208
IADB NOTE (170)	4581X0CW6	1/9/2020	1/18/2022	2.125%	1.596%	25,000,000.00	25,262,250.00	25,266,000.00	SUNGARD	0.545
IBRD NOTE (85)	459058DY6	2/15/2017	2/10/2022	1.626%	2.177%	20,000,000.00	19,481,600.00	20,176,600.00	SUNGARD	0.607
IBRD NOTE (0170)	459058DY6	2/10/2020	2/10/2022	1.626%	1.510%	25,000,000.00	25,056,750.00	25,220,750.00	SUNGARD	0.607
IBRD NOTE (170)	45905UH23	4/27/2017	4/27/2022	1.930%	1.942%	20,000,000.00	19,989,000.00	19,989,000.00	SUNGARD	0.820
IADB NOTE (170)	4581X0DA3	1/18/2018	1/18/2023	2.500%	2.482%	20,000,000.00	20,016,840.00	20,696,200.00	SUNGARD	1.513
IADB NOTE (170)	4581X0DA3	2/16/2018	1/18/2023	2.500%	2.788%	20,000,000.00	19,736,200.00	20,696,200.00	SUNGARD	1.513
IBRD NOTE (170)	45905UT53	3/20/2018	3/8/2023	2.720%	2.824%	20,000,000.00	19,904,260.00	20,809,400.00	SUNGARD	1.649
IBRD NOTE (45)	459058FF5	5/11/2018	4/19/2023	1.750%	2.941%	20,000,000.00	18,912,000.00	20,519,200.00	SUNGARD	1.777
IFC NOTE (170)	45950VLV6	4/20/2018	4/20/2023	2.826%	2.826%	20,000,000.00	20,000,000.00	20,000,000.00	SUNGARD	1.764
IADB NOTE (45)	45818WBW5	6/22/2018	6/15/2023	2.976%	2.976%	20,000,000.00	20,000,000.00	21,036,200.00	SUNGARD	1.915
IADB NOTE (170)	45818WBX3	7/26/2018	7/20/2023	2.870%	2.965%	20,000,000.00	19,912,860.00	21,038,600.00	SUNGARD	1.986
IFC NOTE (0170)	45950KCP3	8/28/2018	7/31/2023	2.876%	2.869%	20,000,000.00	20,005,580.00	21,061,800.00	SUNGARD	2.013
IADB NOTE (170)	45818WBW1	9/11/2018	8/16/2023	2.960%	2.946%	20,000,000.00	20,012,400.00	21,107,200.00	SUNGARD	2.056
IBRD NOTE (170)	459058GL1	10/9/2018	9/27/2023	3.000%	3.187%	20,000,000.00	19,829,440.00	21,163,000.00	SUNGARD	2.169

COUNTY OF SACRAMENTO
SHORT-TERM INVESTMENT PORTFOLIO
POOLED FUNDS
AS OF 06/30/2021

<u>DESCRIPTION</u>	<u>CUSIP</u>	<u>PURCHASE DATE</u>	<u>MATURITY DATE</u>	<u>INTEREST RATE</u>	<u>TRADING YIELD</u>	<u>PAR VALUE</u>	<u>BOOK VALUE</u>	<u>MARKET VALUE</u>	<u>SOURCE</u>	<u>DURATION (YEARS)</u>
IADB NOTE (170)	4581X0DF2	2/22/2019	1/16/2024	2.625%	2.640%	20,000,000.00	19,986,000.00	21,101,400.00	SUNGARD	2.449
IBRD NOTE (170)	459058GQ0	3/29/2019	3/19/2024	2.500%	2.307%	20,000,000.00	20,180,700.00	21,100,400.00	SUNGARD	2.629
IADB NOTE (170)	45818WCJ3	4/12/2019	4/9/2024	2.375%	2.401%	20,000,000.00	19,975,940.00	21,051,000.00	SUNGARD	2.688
IADB NOTE	45818WCJ3	5/23/2019	4/9/2024	2.375%	2.326%	20,000,000.00	20,044,360.00	21,051,000.00	SUNGARD	2.688
IFC NOTE (0170)	45950VNP7	1/21/2020	1/10/2025	1.680%	1.721%	20,000,000.00	19,961,060.00	20,440,600.00	SUNGARD	3.413
IBRD NOTE (20)	459058JL8	4/16/2021	10/28/2025	0.500%	0.811%	50,000,000.00	49,309,000.00	49,405,000.00	SUNGARD	4.283
IADB NOTE (170)	45818WDA1	3/11/2021	3/4/2026	0.800%	0.859%	25,000,000.00	24,928,250.00	25,015,750.00	SUNGARD	4.590
IFC NOTE (170)	45950VPV2	4/14/2021	4/14/2026	0.970%	0.940%	25,000,000.00	25,036,550.00	24,977,750.00	SUNGARD	4.682
IFC NOTE (170)	45950VPX8	5/14/2021	5/14/2026	0.860%	0.921%	25,000,000.00	24,925,650.00	24,922,500.00	SUNGARD	4.777
IADB NOTE (45)	4581X0CU0	6/18/2021	6/2/2026	2.000%	0.892%	25,000,000.00	26,339,750.00	26,312,000.00	SUNGARD	4.712
TOTAL SUPRANATIONALS				1.957%	1.990%	570,000,000.00	568,622,740.00	584,213,650.00		2.444
						12.48%	12.44%	12.70%		
IBRD DISC NOTE (45)	459053JM7	3/26/2021	7/23/2021	0.025%	0.025%	150,000,000.00	149,987,604.17	149,997,000.00	SUNGARD	0.063
TOTAL SUPRANATIONALS D.N.				0.025%	0.025%	150,000,000.00	149,987,604.17	149,997,000.00		0.063
						3.28%	3.28%	3.26%		
CP-EXXON MOBIL (260)	30229AU15	2/16/2021	7/1/2021	0.110%	0.110%	20,000,000.00	19,991,750.00	20,000,000.00	SUNGARD	0.003
CP-ING US FUNDING(23)	4497W0U14	3/30/2021	7/1/2021	0.140%	0.140%	5,000,000.00	4,998,191.67	5,000,000.00	SUNGARD	0.003
CP-ING US FUNDING(50)	4497W0U22	4/8/2021	7/2/2021	0.130%	0.130%	5,000,000.00	4,998,465.28	4,999,986.11	SUNGARD	0.005
CP-EXXON MOBIL (260)	30229AU64	2/16/2021	7/6/2021	0.110%	0.110%	30,000,000.00	29,987,166.67	29,999,583.33	SUNGARD	0.016
CP-EXXON MOBIL (170)	30229AUK3	2/24/2021	7/19/2021	0.110%	0.110%	50,000,000.00	49,977,847.22	49,997,500.00	SUNGARD	0.052
CP-TORONTO DOMINION (20)	89116EUM3	3/2/2021	7/21/2021	0.120%	0.120%	40,000,000.00	39,981,200.00	39,997,777.78	SUNGARD	0.057
CP-EXXON MOBIL (260)	30229AUN7	3/12/2021	7/22/2021	0.110%	0.110%	20,000,000.00	19,991,933.33	19,998,833.33	SUNGARD	0.060
CP-JP MORGAN (23)	46640PUP6	2/2/2021	7/23/2021	0.140%	0.140%	55,000,000.00	54,963,425.00	54,996,638.89	SUNGARD	0.063
CP-ING US FUNDING(23)	45685QUP2	3/3/2021	7/23/2021	0.150%	0.150%	40,000,000.00	39,976,333.33	39,997,555.56	SUNGARD	0.063
CP-BANK OF MONTREAL(45)	06366GUP2	3/5/2021	7/23/2021	0.140%	0.140%	65,000,000.00	64,964,611.11	64,996,027.78	SUNGARD	0.063
CP-TORONTO DOMINION (20)	89116EV26	5/3/2021	8/2/2021	0.100%	0.100%	25,000,000.00	24,993,680.56	24,997,777.78	SUNGARD	0.090
CP-CHEVRON CORP (4)	16677JV37	4/6/2021	8/3/2021	0.080%	0.080%	50,000,000.00	49,986,777.78	49,995,416.67	SUNGARD	0.093
CP-CHEVRON CORP (4)	16677JV60	4/6/2021	8/6/2021	0.080%	0.080%	100,000,000.00	99,972,888.89	99,990,000.00	SUNGARD	0.101
CP-CHEVRON CORP (4)	16677JVC7	4/23/2021	8/12/2021	0.060%	0.060%	41,000,000.00	40,992,415.00	40,995,216.67	SUNGARD	0.118
CP-BANK OF MONTREAL (45)	06366GVH9	5/3/2021	8/17/2021	0.120%	0.120%	25,000,000.00	24,991,166.67	24,996,736.11	SUNGARD	0.131
CP-NATIONAL SECURITIES CLEARING	63763PVL0	5/10/2021	8/20/2021	0.050%	0.050%	100,000,000.00	99,985,833.33	99,986,111.11	SUNGARD	0.140
CP-EXXON MOBIL (170)	30229AVP1	4/9/2021	8/23/2021	0.090%	0.090%	25,000,000.00	24,991,500.00	24,996,319.44	SUNGARD	0.148
CP-TORONTO DOMINION (20)	89116EW17	3/30/2021	9/1/2021	0.140%	0.140%	15,000,000.00	14,990,958.33	14,997,416.67	SUNGARD	0.172
CP-ING US FUNDING(170)	45685QW39	5/14/2021	9/3/2021	0.130%	0.130%	100,000,000.00	99,959,555.56	99,982,222.22	SUNGARD	0.178
CP-ING US FUNDING(170)	45685QW88	5/14/2021	9/8/2021	0.130%	0.130%	60,000,000.00	59,974,650.00	59,988,500.00	SUNGARD	0.192
CP-CHEVRON CORP (50)	16677JWF9	5/12/2021	9/15/2021	0.070%	0.070%	25,000,000.00	24,993,875.00	24,994,722.22	SUNGARD	0.211
CP-CHEVRON CORP (4)	16677JWG7	5/17/2021	9/16/2021	0.070%	0.070%	20,000,000.00	19,995,255.56	19,995,722.22	SUNGARD	0.214
CP-ING US FUNDING(50)	4497W0WH7	5/24/2021	9/17/2021	0.110%	0.110%	30,000,000.00	29,989,366.67	29,993,500.00	SUNGARD	0.216

COUNTY OF SACRAMENTO
SHORT-TERM INVESTMENT PORTFOLIO
POOLED FUNDS
AS OF 06/30/2021

<u>DESCRIPTION</u>	<u>CUSIP</u>	<u>PURCHASE DATE</u>	<u>MATURITY DATE</u>	<u>INTEREST RATE</u>	<u>TRADING YIELD</u>	<u>PAR VALUE</u>	<u>BOOK VALUE</u>	<u>MARKET VALUE</u>	<u>SOURCE</u>	<u>DURATION (YEARS)</u>
CP-JP MORGAN (23)	46640PX16	4/5/2021	10/1/2021	0.180%	0.180%	100,000,000.00	99,910,500.00	99,974,444.44	SUNGARD	0.255
CP-JP MORGAN (23)	46640PX16	4/5/2021	10/1/2021	0.180%	0.180%	50,000,000.00	49,955,250.00	49,987,222.22	SUNGARD	0.255
CP-BANK OF MONTREAL(45)	06366GX53	6/24/2021	10/5/2021	0.100%	0.100%	30,000,000.00	29,991,416.67	29,992,000.00	SUNGARD	0.266
CP-ROYAL BK OF CANADA (260)	78015CXD9	4/16/2021	10/13/2021	0.170%	0.170%	50,000,000.00	49,957,500.00	49,985,555.56	SUNGARD	0.287
CP-TORONTO DOMINION (20)	89116EXF5	6/1/2021	10/15/2021	0.070%	0.070%	30,000,000.00	29,992,066.67	29,991,166.67	SUNGARD	0.293
CP-TORONTO DOMINION (20)	89116EXJ7	6/1/2021	10/18/2021	0.070%	0.070%	75,000,000.00	74,979,729.17	74,977,291.67	SUNGARD	0.301
CP-EXXON MOBIL (4)	30229AXK0	6/18/2021	10/19/2021	0.080%	0.080%	30,000,000.00	29,991,800.00	29,990,833.33	SUNGARD	0.304
CP-EXXON MOBIL (50)	30229AXR5	5/6/2021	10/25/2021	0.080%	0.080%	14,750,000.00	14,744,362.22	14,745,247.22	SUNGARD	0.320
CP-EXXON MOBIL (4)	30229AXV6	6/18/2021	10/29/2021	0.080%	0.080%	30,000,000.00	29,991,133.33	29,990,000.00	SUNGARD	0.331
CP-BANK OF MONTREAL(45)	06366GY52	6/25/2021	11/5/2021	0.110%	0.110%	50,000,000.00	49,979,680.56	49,982,361.11	SUNGARD	0.350
CP-BANK OF MONTREAL(45)	06366GYF0	6/30/2021	11/15/2021	0.120%	0.120%	55,000,000.00	54,974,700.00	54,979,069.44	SUNGARD	0.378
CP-EXXON MOBIL (260)	30229AYG8	5/20/2021	11/16/2021	0.070%	0.070%	25,000,000.00	24,991,250.00	24,990,416.67	SUNGARD	0.381
TOTAL COMMERCIAL PAPER DISC				0.111%	0.111%	1,485,750,000.00	1,485,108,235.58	1,485,479,172.22		0.182
						32.52%	32.48%	32.29%		
CD-SVENSKA (120)	86959RNB2	2/10/2021	7/1/2021	0.125%	0.120%	80,000,000.00	80,001,565.93	80,000,166.61	SUNGARD	0.003
CD-CANADIAN IMP (25)	13606CN34	2/8/2021	7/2/2021	0.130%	0.130%	50,000,000.00	50,000,000.00	50,000,222.15	SUNGARD	0.005
CD-SKANDINAVISKA (260)	83050PSI9	2/22/2021	7/8/2021	0.150%	0.150%	50,000,000.00	50,000,000.00	50,001,110.80	SUNGARD	0.022
CD-SKANDINAVISKA(120)	83050PSR1	2/26/2021	7/9/2021	0.150%	0.150%	55,000,000.00	55,000,000.00	55,001,374.63	SUNGARD	0.025
CD-CANADIAN IMP (25)	13606CPH1	3/1/2021	7/12/2021	0.120%	0.120%	40,000,000.00	40,000,000.00	40,000,933.05	SUNGARD	0.033
CD-CANADIAN IMP (25)	13606CPJ7	3/1/2021	7/13/2021	0.120%	0.120%	50,000,000.00	50,000,000.00	50,001,263.50	SUNGARD	0.036
CD-SKANDINAVISKA (260)	83050PSG5	2/19/2021	7/23/2021	0.160%	0.160%	75,000,000.00	75,000,000.00	75,005,269.27	SUNGARD	0.063
CD-BANK OF MONTREAL (45)	06367CE86	4/8/2021	8/2/2021	0.130%	0.130%	25,000,000.00	25,000,000.00	25,001,832.91	SUNGARD	0.090
CD-SVENSKA (260)	86959RPW4	4/26/2021	8/2/2021	0.125%	0.120%	25,000,000.00	25,000,336.75	25,001,718.41	SUNGARD	0.090
CD-TORONTO DOMINION (20)	89114W6Q3	4/8/2021	8/5/2021	0.130%	0.130%	15,000,000.00	15,000,000.00	15,001,199.72	SUNGARD	0.099
CD-CANADIAN IMP (25)	13606CRK2	4/8/2021	8/9/2021	0.130%	0.130%	20,000,000.00	20,000,000.00	20,001,777.35	SUNGARD	0.110
CD-SKANDINAVISKA (120)	83050PTR0	4/9/2021	8/10/2021	0.140%	0.140%	25,000,000.00	25,000,000.00	25,002,561.90	SUNGARD	0.112
CD-SVENSKA (120)	86959RQF0	5/10/2021	8/12/2021	0.105%	0.100%	35,000,000.00	35,000,456.83	35,002,298.86	SUNGARD	0.118
CD-CANADIAN IMP (25)	13606CSY1	5/12/2021	8/18/2021	0.110%	0.110%	30,000,000.00	30,000,000.00	30,002,449.53	SUNGARD	0.133
CD-CANADIAN IMP (25)	13606CTY0	6/7/2021	9/17/2021	0.060%	0.060%	35,000,000.00	35,000,000.00	35,000,767.82	SUNGARD	0.216
CD-TORONTO DOMINION (20)	89114WCS2	6/14/2021	9/21/2021	0.070%	0.070%	20,000,000.00	20,000,000.00	20,000,922.04	SUNGARD	0.227
CD-CANADIAN IMP (25)	13606CRB2	4/5/2021	10/1/2021	0.180%	0.180%	25,000,000.00	25,000,000.00	25,007,747.13	SUNGARD	0.255
CD-TORONTO DOMINION (20)	89114WCE3	6/21/2021	10/4/2021	0.100%	0.100%	25,000,000.00	25,000,000.00	25,002,666.14	SUNGARD	0.261
CD-TORONTO DOMINION(20)	89114WCS2	6/24/2021	10/6/2021	0.100%	0.100%	20,000,000.00	20,000,000.00	20,002,177.37	SUNGARD	0.267
CD-SKANDINAVISKA (260)	83050PTP4	5/3/2021	10/7/2021	0.180%	0.160%	30,000,000.00	30,002,612.12	30,009,896.29	SUNGARD	0.271
CD-ROYAL BK OF CANADA (260)	78012UL52	5/10/2021	11/1/2021	0.140%	0.140%	100,000,000.00	100,000,000.00	100,027,545.76	SUNGARD	0.339
CD-ROYAL BK OF CANADA (260)	78012UM28	5/24/2021	11/2/2021	0.110%	0.110%	90,000,000.00	90,000,000.00	90,015,619.63	SUNGARD	0.342
CD-SKANDINAVISKA (260)	83050PVZ9	6/24/2021	11/9/2021	0.100%	0.100%	30,000,000.00	30,000,000.00	30,004,398.92	SUNGARD	0.358
CD-SVENSKA (120)	86959RRS1	6/28/2021	11/12/2021	0.115%	0.110%	55,000,000.00	55,001,046.09	55,011,341.12	SUNGARD	0.367
CD-EAST WEST BANK (CRA)		4/26/2021	4/25/2022	0.150%	0.150%	20,000,000.00	20,000,000.00	20,008,294.10	SUNGARD	0.819

COUNTY OF SACRAMENTO
SHORT-TERM INVESTMENT PORTFOLIO
POOLED FUNDS
AS OF 06/30/2021

<u>DESCRIPTION</u>	<u>CUSIP</u>	<u>PURCHASE DATE</u>	<u>MATURITY DATE</u>	<u>INTEREST RATE</u>	<u>TRADING YIELD</u>	<u>PAR VALUE</u>	<u>BOOK VALUE</u>	<u>MARKET VALUE</u>	<u>SOURCE</u>	<u>DURATION (YEARS)</u>
TOTAL CERT. OF DEPOSIT/THRIFT NOTES				0.127%	0.126%	1,025,000,000.00 22.43%	1,025,006,017.72 22.42%	1,025,115,555.01 22.28%		0.176
CD-FIVE STAR BANK (CRA)		4/22/2021	4/21/2022	0.200%	0.200%	10,000,000.00	10,000,000.00	9,991,833.33	SUNGARD	0.808
CD-FIVE STAR BANK (CRA)		4/29/2021	4/28/2022	0.200%	0.200%	10,000,000.00	10,000,000.00	9,991,638.89	SUNGARD	0.827
CD-BANK OF THE WEST(CRA)		5/7/2021	5/6/2022	0.120%	0.120%	20,000,000.00	20,000,000.00	19,982,833.33	SUNGARD	0.849
TOTAL CD-ACT OVER 365/366				0.160%	0.160%	40,000,000.00 0.88%	40,000,000.00 0.87%	39,966,305.55 0.87%		0.833
LAIF POOL		7/31/1997	7/31/2021	0.262%	0.262%	75,000,000.00	75,000,000.00	75,000,000.00	BOOK	0.085
TOTAL PASSBOOK ACCOUNTS				0.262%	0.262%	75,000,000.00 1.64%	75,000,000.00 1.64%	75,000,000.00 1.63%		0.085
Grand Total				<u>0.647%</u>	<u>0.622%</u>	<u>4,569,075,759.86</u>	<u>4,571,833,284.44</u>	<u>4,600,564,162.10</u>		<u>0.806</u>